

Take the Work Out of Fence Repair

REEL-TITES TIGHTEN YOUR FENCES IN A JIFFY!

REEL-TITE's patented design can save you 75% to 90% of your fence maintenance labor. You can mend new and old fence wire in a fraction of the normal time. Tighten any kind of wire **without** unstapling and restretching. A REEL-TITE is a metal disc measuring 4" x 2 3/4" and made of sturdy 14-gauge steel with a plated, weather-resistant finish. REEL-TITES DO NOT BREAK YOUR WIRE.

Here's How They Work...

Under average conditions, place one REEL-TITE on each wire in the middle of a 40 rod span of fence. Tighten up the REEL-TITES turning the handle **CLOCKWISE** until the wire reaches the desired tension. Then, each time you check fences **RETIGHTEN** the REEL-TITES. In a short time the **entire 40 rod span** will be back to original tension. Simply maintain it from then on for the **life of the wire** retightening only when necessary. With a little practice, it will take you **one minute** to tighten four wires and only **30 seconds** to retighten them. You




will find that under ideal conditions, this same method will work on 80 rods of fence; when there is a great deal of slack or rough terrain more REEL-TITES may be needed.

NO UNSTAPLING (EQUALIZATION PRINCIPLE)

If a tight wire in the fence line is broken and left unrepaired, the wire will keep slacking toward the end post (a point of tension). **NO ONE LOOSENS THE STAPLES FOR THIS.** If a REEL-TITE is placed in the middle of a fence span and kept tight, all the slack in that fence span will equalize to the REEL-TITE. Give it some time. **IT WORKS.**

THINK OF YOUR OWN FENCES...

A fence is never tight in one area and loose somewhere else. Before long, the entire fence will be loose. Equalization works against you. Let equalization work for you. **USE REEL-TITES.**



1 Attach the REEL-TITE to the handle and fasten with clip pin. Place the wire between the two pegs.

2 As you turn the handle **CLOCKWISE**, slack is reeled up on the two 3/8" pegs of the REEL-TITE. The handle gives you 20 to 1 leverage.

3 Keep turning until the wire reaches desired tension. An out-turned flange holds it securely in place.

4 Remove the handle. The REEL-TITE will equalize tension along the fence wire. Retighten anytime.

KERMCO - DE HAAI, INC., 741 Carpenter St., Monroe, IA 50170-7504 Ph. 641-259-2987 Fax 641-259-2754

UNCONDITIONAL MONEY BACK GUARANTEE

If you are not completely satisfied with your order of REEL-TITES, simply return your order. Your money will be refunded in full.

KERMCO - DE HAAI, INC. 741 Carpenter St. Monroe, IA 50170-7504

PHONE OR FAX YOUR ORDER FOR FASTER SERVICE!

Ph. #641-259-2987 Fax #641-259-2754

VISIT OUR WEBSITE: www.kermcodehaai.com

E-Mail kermco@hughes.net

Please include your check or money order payable to: KERMCO-DE HAAI, INC.

Or you may charge your order:

VISA CARD # _____ MASTERCARD # _____

DISCOVER CARD# _____ EXP. DATE _____

SIGNATURE _____

For C.O.D. add \$9.00 extra. IOWA RESIDENTS ADD 7% SALES TAX.

_____ 20	REEL-TITES AND ONE HANDLE, freight paid	\$ 44.50
_____ 50	REEL-TITES AND ONE HANDLE, freight paid	\$ 86.00
_____ 100	REEL-TITES AND ONE HANDLE, freight paid	\$ 150.00
_____ 20	REEL-TITES, freight paid	\$ 36.00
_____ 50	REEL-TITES, freight paid	\$ 77.50
_____ 100	REEL-TITES, freight paid	\$ 141.50
_____ 200	REEL-TITES, freight paid	\$ 265.00
_____ 400	REEL-TITES, freight paid	\$ 520.00
_____ 1000	REEL-TITES, freight paid	\$ 1250.00
_____	EXTRA HANDLES \$8.50 WITH REEL-TITES; WITHOUT	\$ 13.50

Orders shipped
U.P.S. within
24 hours

NAME _____

ADDRESS _____

CITY _____ STATE _____ ZIP _____

CURRENT PRICE LIST
EFFECTIVE 11/01/08